



Math Virtual Learning

Early Education

Matching Shapes

May 1, 2020




Early Ed Math
Lesson: 05/01/2020

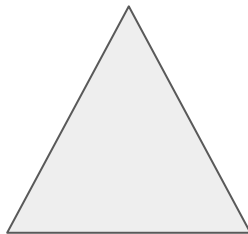
Learning Target:
Students will match shapes.

Let's Get Started:
Watch Videos: [The Shapes Song](#)


Practice:



Trace the circle
with your finger.



Trace the
triangle with
your finger.



Trace the
square with
your finger.

Activity:

Match the Shapes

Materials needed: masking tape or painters tape, different shaped objects or toys from around the house--circles, triangles, squares

1. Tape a circle, triangle, and square on your carpet or floor.
2. Talk with your child about each shape.
 - a. “A circle has no sides.”
 - b. “A triangle has three sides.”
 - c. “A square has four sides.”
3. Have your child put the objects inside the shapes on the floor.